



**General Web Software Updates  
V1.0 – 09 April 2026**



Dear Valued Autotrak Customer,

As part of Autotrak's ongoing commitment to delivering intuitive and user-friendly solutions, we are pleased to introduce new enhancements now available across all Autotrak web-based product platforms. These updates include the **"Select All Button"** and **"Change Currency"** features. Please note that the **multiple fuel tank naming convention functionality** is only available to customers utilising Autotrak's AutoFuel product.

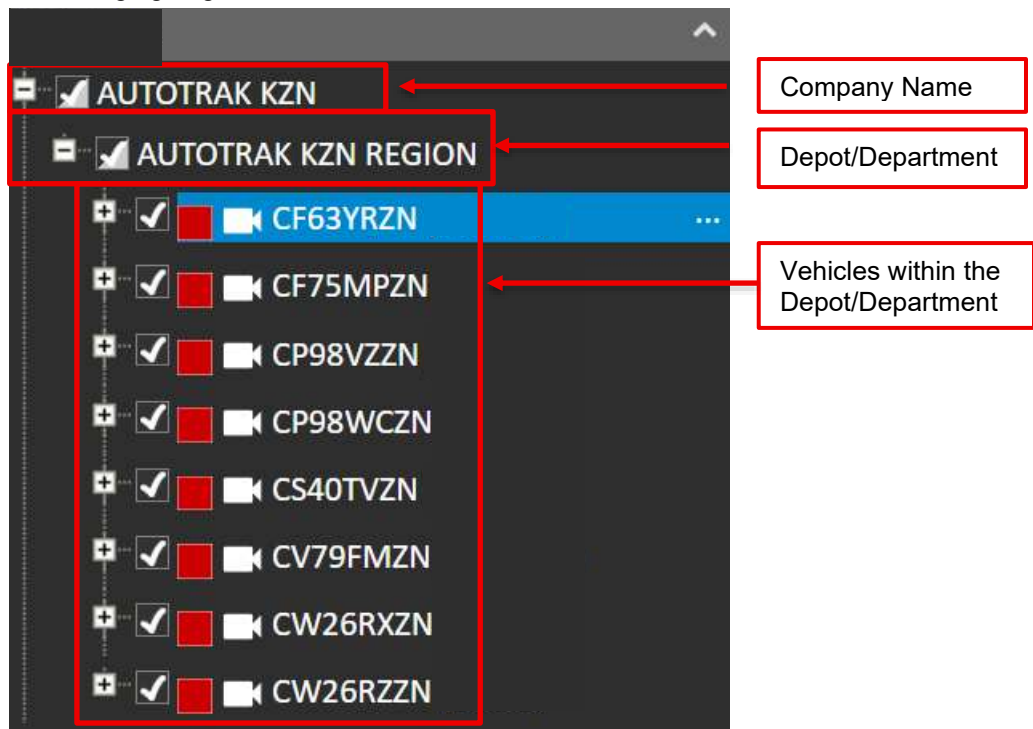
### 1) Select All Button

The **Select All** button is designed to simplify and streamline the vehicle selection process within the vehicle tree view. It enables users to select all vehicles across multiple depots or departments simultaneously, eliminating the need to select each one individually.

To use this feature:

- Click the **select button (tick box)** next to the company name
- This will automatically select all depots/departments and all associated vehicles within each depots/departments

This functionality is particularly useful for organisations with multiple depots or departments, significantly improving efficiency when managing large fleets.

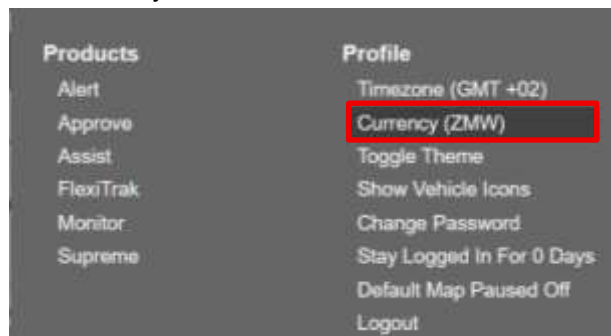


## 2) Currency Change

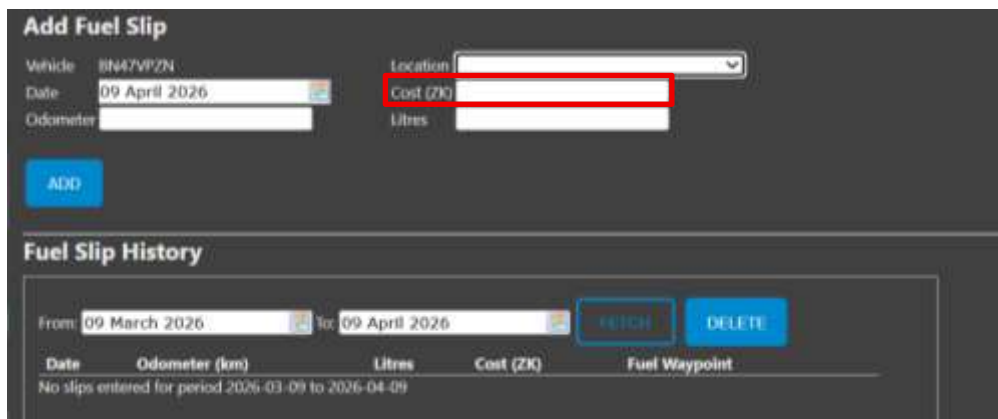
The **Change Currency** option allows customers to select the appropriate currency based on their geographical location/country of origin. Once selected, the chosen currency will remain applied across the web platform until it is updated again by the user.

To change the currency:

- Hover over your **logged-in username** displayed in the top-right corner of the screen
- A dropdown menu will appear
- Select the **Currency** option from the menu
- Choose your preferred currency from the available list



The selected currency will thereafter be consistently applied across all reports and functionality within the user's logged-in web platform profile.



The image shows the 'Add Fuel Slip' form. Fields include: Vehicle (BN47VP2N), Location (dropdown), Date (09 April 2026), Odometer, and Litres. The 'Cost (Z)' field is highlighted with a red box. Below the form is an 'ADD' button. Underneath is the 'Fuel Slip History' section with date range filters (From: 09 March 2026, To: 09 April 2026) and 'FETCH' and 'DELETE' buttons. A table header shows columns for Date, Odometer (km), Litres, Cost (Z), and Fuel Waypoint. Below the header, it says 'No slips entered for period 2026-03-09 to 2026-04-09'.

### 3) AutoFuel Multiple Fuel Tank Naming Convention Functionality and Display

For customers utilising Autotrak's **AutoFuel** product, a new feature is available that allows custom naming of multiple fuel tanks on a vehicle. Customers can define their preferred fuel tank naming conventions, which must be provided to your Autotrak representative for configuration. In cases where custom naming is not required, the system will default to standard labels such as **Fuel Tank 1** and **Fuel Tank 2**.

Within the platform:

- Users can **hover over the relevant fuel consumption line** on the speed profile to identify which line corresponds to each fuel tank name

This functionality provides greater clarity and flexibility when monitoring vehicles equipped with multiple fuel tanks and the AutoFuel product.

#### Multiple Fuel Tank Web Platform Display Example:



For any further inquiries about Autotrak's new web software improvements, please feel free to contact the Marketing Department.

Kind Regards  
The Autotrak Marketing Team  
E-mail: [marketing@autotrak.co.za](mailto:marketing@autotrak.co.za) or [marketing@autotrakinternational.com](mailto:marketing@autotrakinternational.com)